

IN THE KITCHEN Tips for Sharing Easter Joy from BrightIdeas.com

Warm spring breezes carry the promise of rebirth and new life. Spread the spirit of loving kindness this Easter season by making an extra Easter basket. Give it to someone who's not expecting it, or drop it off at a local shelter, home or school where someone is in need. This simple act of kindness will inspire others to pass along their generosity too.

Spread the spirit of kindness

- Get the kids into the Easter spirit. Encourage them to make baskets for the lunchroom monitor, the janitor or the crossing guard.

- Throw an "Add A Basket" party. Your guests will make treat baskets to give away to local charities.
- Send an Easter e-Basket. Create a beautiful, virtual e-Basket with a message of kindness to friends and family. They'll "unwrap" spreads of kindness. Go to www.brightideas.com/dadadbasket.
- The e-Basket links, special basket tags, themed invitations for "Add A Basket" party and more creative ideas for an egg-traordinary Easter. Visit www.brightideas.com

Funny Bunny Cookies

Why not create these hilarious Easter bunnies with your little ones... and make us a sweet chocolate, too!

Makes 18 bunnies
Prep time: 20 minutes
Baking time: 12 to 15 minutes
Decoration time: 30 minutes
Difficulty: Moderate

- 1 bag M&M'S Milk Chocolate Candies for Easter
- 1 bag Starburst Fruit Size Fruit Chews for Easter, unwrapped
- 1 tube or bag M&M'S Minis (optional for the bunny's basket)
- Yellow and orange food coloring
- 1 18-ounce package refrigerated cookie dough
- 1 Heunee container white frosting

- Thickly roll cookie dough to 1/4 inch thickness. Press out two sizes of cookies, 3-inch cookies for bunny's bodies, and 1-inch cookies for bunny's ears.
- Arrange cookies on baking sheet, placing smaller cookies next to larger cookies. Press edges of two sets of cookies together. Bake in preheated 350°F oven for 12 to 15 minutes, then cool on wire racks.
- Divide dough into 12 small balls. Test one ball with a few drops of orange food coloring and one with yellow. Frost 10 of cookies orange, 1/3 yellow, 1/3 white.

For the bunny's basket: Soften one unwrapped Fruit Chew for Easter piece in your hand for 10 seconds (the microwave and divide into two equal parts. Shape half into 1 1/2 inch hands. Shape other half into semi-circle for basket body. Make diagonal marks across semi-circle with toothpick. Press two outside edges of semi-circle, making a basket. Place basket on orange cookie and fill with several M&M'S Minis.

For the bunny's carrot: Soften one unwrapped orange Fruit Chew for Easter piece in your hand for 10 seconds (the microwave and shape into 1 inch long cone to resemble a carrot. Frost with yellow and orange Frosting. Press Fruit Chew piece for Easter ear same way. Press buttons and cut into curly strands. Press to attach them to carrot and the carrot on cookie.

Spring Bud Cupcakes

Whisper spring with a blossoming body!

Makes 24 cupcakes
Prep time: 20 minutes
Baking time: 17 to 21 minutes
Decoration time: 20 minutes



- 1 bag M&M'S Milk Chocolate Candies for Easter
- 2 cups chopped 3-Minute Tapioca for Easter
- 1 1/2-ounce non-fat yellow cake mix
- 1 1/2-ounce cans whipped vanilla frosting
- Red, blue, yellow and purple food coloring

- Preheat oven to 350°F. Line cupcake pan with paper cupcake liners.
- Prepare cake mix according to package directions, adding in chopped tapioca.
- Divide batter evenly between cups, bake until golden (about 17 to 21 minutes). Transfer to wire rack, cool completely.
- Divide 1 can vanilla frosting into quarters, tinting one red, one blue, one yellow and one purple.
- With remaining vanilla frosting, cover tops of cupcakes. Fit reusable plastic bags or piping bags with star tips. Spoon one color of tinted frosting into bags. Pipe yellow frosting centers, and then pipe blue, purple and red frosting around edges. Decorate cupcakes with colorful M&M'S on tops of frosting.

Bright Ideas for Every Season

Each season is so special, we've come up with creative, fun ideas for every season. Share your ideas for every season. Sign up for our newsletters, special offers, recipes and entertaining party tips with us!

See www.brightideas.com for tons of sweet ideas for your seasonal celebrations.




Cookie Garden

Fill a beautiful basket with cookies, homemade treats. Take the wonderful experience to a special family gathering.
Makes 12 cookies.
Prep time: 15 minutes
Bake time: 10 to 12 minutes
Decoration time: 30 minutes
Difficulty: Moderate

- Assorted Starburst Jelly Beans, M&M'S Milk Chocolate Spinkled Eggs and Dora Chocolate Eggs
- 1 roll refrigerated sugar cookie dough
- 1 Heunee container white frosting
- Assorted food coloring
- Edible sprinkles
- 12 Small basket, Styrofoam or green floral oasis and Easter grass (optional)

- Preheat oven to 350°F. Roll cookie dough to 1 1/4 inch thickness.
- Stamp your favorite holiday cookie cutters, press out cookies. From each sheet, press Edible sticks into bottom half of cookies.
- Bake 10 to 12 minutes, cool completely on wire rack.
- Color frosting with a variety of food coloring. Frost cookies and press on assorted jelly beans and speckled eggs.
- For display, press Styrofoam into a basket and cover with Easter grass. Arrange cookie pops by pressing sticks into Styrofoam. Decorate grass with sprinkling of jelly beans and chocolate eggs.




Envelope Bunnies

Here's a special delivery filled with first-class Easter treats.

- Makes 1 bunny
- Prep time: 20 minutes
- Difficulty: Easy

- Assorted candies like Fun Size Starburst Jelly Beans, Dora Milk and Dark Chocolate Eggs, and Fun Size M&M'S Milk Chocolate Candies for Easter
- 1 1/4 to 1 1/2-inch envelope
- 1 piece each pink and blue felt, construction paper or foam
- 1 cotton ball
- 1 large chocolate jelly bean
- Non-toxic glue
- Using printable template (<http://www.brightideas.com>) (see page 3), press them to a glue, cut envelope into shape of bunny face with ears. Cut pink felt into two ear shapes, and glue them onto bunny ears.
- Shape two pipe cleaners together in middle, forming an 'X' for nose and whiskers. Glue pipe cleaners at least onto center of bunny face. Glue cotton ball on top of head.
- Cut two small hearts from blue felt for eyes. Glue them just above whiskers. Glue a googly eye in center of each felt heart.
- Shape remaining pipe cleaner into a smile, and place it just above mouth whiskers.
- Fill openings at top with Easter grass and an assortment of candy.



Boy Scouts of America who participated in the race were: Mason Doyle, Ross Honey, Justus Warner and Hunter Roe and Alex Roe (not pictured). Tiger Cubs middle picture (1st graders) that participated in the district race were: Logan Beshon, Sam Hamilton and Courtland Flannery. Pinewood Derby cars displayed as displayed as designs in Dan 50.

NCHS Honor Roll

Principal's Club
Ninth Grade
Cody Barnett, Holly Boone, Natasha Bromberg, Jimmy Coffey, Jason Coy, Cameron Dale, Casey Fryman, Cody Fryman, Madeline Gallagher, Tyler Garrett, Dalton Hamilton, Lauren Harrison, Megan Hunter, Morgan Kelley, Anthony Klaskiden, Heather McCall, Petrea Mitchell, Brandy Norman, Kassie Parson, Josh Rawlings, Ashley Scribin, Hali Webb and Kendall Wills

Tenth Grade
Todd Boyd, Jessica Gilkerson, Kristen Leach, Jennifer Marcum, Chad Ockerman, David Proffitt, Jonathan Tobin and Samantha T. Watkins
Eleventh Grade
Hallee Bestz, Ashley Brumman, Enoch Doyle, Kristen Doyle, Amber Harrison, Alyssa Judy, Donald Matlock, Craig McDowell, Coby Reed, Dustin Robinson, Tyler Rose and Lakisha Sargent

12th Grade
Laci Allison, Brandy Aubrey, Dylan Boone, Mallory Cobb, Tayside Collette, Abel Conner, Natasha Cox, Brittaney Dales, Tyler Dunbar, Cade Dunn, Stacey Farrah, Sarah Fleming, Erica Hall, Amanda Hamilton, Amber Hammond, Josh Harne, Tiffany Klaskiden, Jordan Liskacher, Nathan Lavinsky, David Livingood, Stellan Livingston, Stephani Lyons, Aminda Moore, Stacy Myers, Lori Purcell, Tara Wilson and Tiffany Wilson




Photo by Susan Allison
Recognition
Dustin Robinson is NCHS junior received an award for outstanding work on the Newspaper Team. He was in charge of the layout for the entire four page newspaper. The layout was completed in about 4 hours.

Johnson Mathers Health Care Auxiliary Pancake Breakfast

April 14th Neal Building 8 a.m. to 12 a.m.

Cost \$5 per person (Includes pancakes, sausage, coffee/juice) Carry Out & Delivery Available

Come Ride With Us Caring Hearts

Benefit Ride & Fish Fry @ Clay Wildlife Park
Carlsle, Ky on May 26, 2007
Jsaac Sexton with Friends \$10.00 per Rider Donation
All Donations Accepted

Riders Start at 10 a.m.
Fish Fry Starts at 2 p.m.
Silent Auction 10 a.m. - 4 p.m.

Other entertainment will be available during the ride.
Not responsible for accidents.
For information Contact:
Rocky Wilgoby - 855-746-7367
Gary A Lindel - 859-289-2949
Barney Wilgoby - 852-225-2022
Neil Campbell - 859-289-6169 • Mike Berry - 859-473-2018
Candi Lloyd - 859-619-7154 • Theresa Berry - 859-607-8180
Chanda Jennings - 859-473-5129
A & A Law Writers - 859-289-1849
Terry Boyd - 859-473-5172
Signs & Directions will be posted in and around Carlisle.
Printable Camping Available

Local Scouts fare well in Pinewood Derby event

The Cub Scouts and Boy Scouts of Dan 50, in Carlisle competed in the Boy Scouts of America Pinewood Derby. The Pinewood Derby is an annual event that is hosted nationally by Boy Scouts groups. Each boy, with the assistance of a parent or grandparent, designs and builds his own race car. Then, the Scouts race the cars to see who has built the fastest car.

Dan 50 of the Boy Scouts of America held its own Den Race on Mar. 19 at the Carlisle Baptist Church. Justus Warner won the den race. Hunter Roe placed second and Chris Vio placed third. On Mar. 24, several of the boys competed in the Midland Trail District Race in Richmond, KY. In Richmond, Mason Doyle placed fourth in the district and Justus Warner placed third. Den 50 is led by Cubmaster, George Walden.

ANTIQUE AUCTION

Wednesday, April 11th - 10:00 a.m.
Mattox Auction Center
3740 Maysville Road (U.S. 68) Carlisle, KY
(located approx. 3/4 mile southeast of Leavittown, 2.83 miles from Maysville)

Outstanding auction in include a large selection of fine antiques from the Mercer County Estate of the late David C. Bookin, plus select quality Victorian and Empire furnishings from an eastern Kentucky god & breakfast, and one other individuals. Preview: Monday, April 9 and Tuesday, April 10 from 11 to 5 p.m.

Exceptional carriage made by Tree City Buggy Shop Greenburg, Indiana with polished black exterior, elaborate pin striping, and tufted upholstered seats. Seated 12-20 "Seater"

AUCTION

Saturday, April 7th - 10:00 a.m.
Mattox Auction Center
3740 Maysville Road (U.S. 68) Carlisle, KY
(located approx. 3/4 mile southeast of Leavittown, 2.83 miles from Maysville)

We have been authorized by Mr. Gaby Gayle Bay to sell his farm equipment. Additional consignments will be accepted.

1971 Dodge D-500 2-ton truck with cum dump bed (42,800 miles). 1969 Ford F-350 2-ton truck with cum bed (102,000 miles). 1962 Case 730 D (tractor, 1959 Case 300) (tractor, 1959 Farmall 140 with cab). 1970 John Deere 316 skid loader. 1971 Case 744 skid loader. 1971 Case 744 skid loader. 1971 Case 744 skid loader. 1971 Case 744 skid loader.

ANTIQUE AUCTION

MARK MATTOX REAL ESTATE BROKER, INC. 3740 Maysville Road, Carlisle, KY 40311 859-289-5720

Visit our website at www.mattoxrealestate.com

NOW IS THE TIME TO BEGIN ENJOYING YOUR NEW LA-Z-BOY RECLINER

Garrett's Furniture Co.

222 W. Main St. • Carlisle • 289-2308

Free Delivery Available • Serving Carlisle and Central Kentucky Since 1952

Great Selection Great Values Beginning at \$299

LA-Z-BOY

Stop In and See Our Wide Selection!