


BRIGHT IDEAS To make your own stamp pads, glue cotton or felt padding into the bottom of aspirin tins or plastic boxes. Moisten the pad with food coloring.



The Panama Canal saves 8,725 miles between New York and San Francisco.

Fast & Fun Magazine Hunt Game by Cassie Page

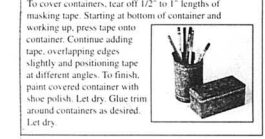
This is a great party activity for a lot of players or just a few. Materials for the game can be found around the house and assembled in minutes. You will need: Several magazines, a scorecard, and pens or pencils. (Note: Magazines can be the same or all different.)

Preparation: Go through the magazines and select several common products, objects, words or ads that can be found in all the magazines (don't mark or label them... just make sure each magazine has them.) Write items on a list. Then pick a bonus word—a word that is hard but often seen.

To Play: One person is designated as the list and score keeper. The list keeper asks players to find objects, one at a time. The player who locates the subject first gets a point. The bonus word is worth five points. After it is located, the player with the most points wins the game and is given a prize!

Shoe Polish Desk Set by Madal Martin—Littiz, Pennsylvania

GET IT READY... Containers of choice (boxes with lids, cans or others), masking tape, brown liquid shoe polish, gold braid or other trim, thick craft glue, scissors



In Israel's Negev Desert, farmers use a simple device due to use to irrigate crops.

The Carlisle Mercury Fun Page

SPELLBINDER SCORE: 1 point for every letter in the word below to form two complete words. OUTSHINE THEN score 2 points each for all words of four letters or more found among letters. Try to score at least 30 points. (9th Grade Science Lesson)

challenger

Grid for challenger game with numbers 1-18.

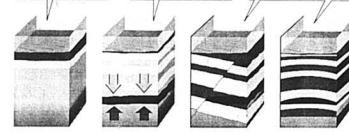
Wishing Well

Grid for Wishing Well game with numbers 1-21.

Gift of the sea

Cube of oil and natural gas began as decaying microorganisms on the floors of oceans in the late Tertiary and Cretaceous periods, between 30 million and 180 million years ago.

- How oil and gas formed 1 Sedimented bones died... 2 Heat and pressure changed the sediment into porous rock... 3 An oil field forms where layers of dense rock, such as shale, trap the oil...



THE ILLUSTRATED BIBLE


Jesus' Mission Continued



In Israel's Negev Desert, farmers use a simple device due to use to irrigate crops.

Drilling down to the oil

A turntable on the floor of the oil derrick turns a drill pipe, which turns a sharp bit at the bottom of the hole. As the bit digs deeper, more lengths of pipe are added.

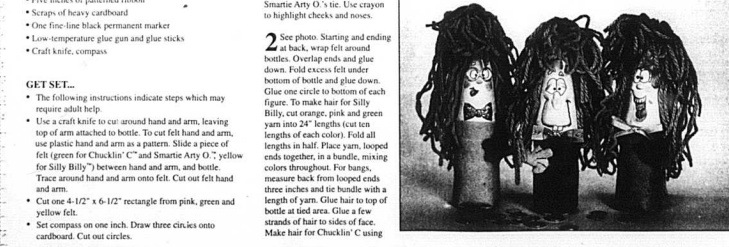


Smaller pipes called tubing are installed. A Christmas tree valve controls the flow.

Crazy Character Banks by Janna Britton

Squeezeit' drink bottles come to life!

- GET READY... 1. Paint faces with white. Let dry. Letting paint dry between coats, paint faces with two coats of flesh, leaving eyes white (only bottom half of eyes on Silly Billy). Paint eyebrows and teeth with pearl white. Use Chucklin's C... paint eyelids lavender. Paint mouth with light gray. Mix a drop or two of red paint with a small amount of flesh. Paint tongue and lips. For Smartie Arty O, use mixed paint to paint mouth. Paint glasses silver. Paint tie lime green. Let dry. Dot tie with orange. For Silly Billy, paint mouth with shiny red. Paint bottom of eyelids neon green. To finish all, there, use shiny black to dot pupils. Use black marker to outline eyes, eyebrows, teeth and Smartie Arty O's tie. Use crayon to highlight cheeks and noses.



2 See photo. Starting and ending at back, wrap felt around bottles. Overlap ends and glue down. Fold excess felt under bottom of bottle and glue down. Glue one circle to bottom of each figure. To make hair for Silly Billy, cut orange, pink and green yarn into 24" lengths (cut ten lengths of each color). Fold all lengths in half. Place yarn, looped ends together, in a bundle, mixing colors throughout. For bangs, measure back from looped ends three inches and tie bundle with a length of yarn. Glue hair to top of bottle at tied end. Glue a few strands of hair to sides of face. Make hair for Chucklin's C using

Give Mom The Best The Photo Shoppe portraits by Raphael

WEDNESDAY MAY 10 SATURDAY MAY 13

THURSDAY MAY 11 MONDAY MAY 15

FRIDAY MAY 12 TUESDAY MAY 16

SATURDAY MAY 13

SUNDAY MAY 14

MONDAY MAY 15

TUESDAY MAY 16